

Journal Pre-proof

Possible Aerosol Transmission of COVID-19 Associated with an Outbreak in an Apartment in Seoul, South Korea, 2020

Seo Eun Hwang, Je Hwan Chang, Bumjo Oh, Jongho Heo



PII: S1201-9712(20)32558-3
DOI: <https://doi.org/10.1016/j.ijid.2020.12.035>
Reference: IJID 4953

To appear in: *International Journal of Infectious Diseases*

Received Date: 9 October 2020
Revised Date: 27 November 2020
Accepted Date: 10 December 2020

Please cite this article as: { doi: <https://doi.org/>

This is a PDF file of an article that has undergone enhancements after acceptance, such as the addition of a cover page and metadata, and formatting for readability, but it is not yet the definitive version of record. This version will undergo additional copyediting, typesetting and review before it is published in its final form, but we are providing this version to give early visibility of the article. Please note that, during the production process, errors may be discovered which could affect the content, and all legal disclaimers that apply to the journal pertain.

© 2020 Published by Elsevier.

Perspective

Possible Aerosol Transmission of COVID-19 Associated with an Outbreak in an Apartment in Seoul, South Korea, 2020

Seo Eun Hwang^{a, b} M.D., M.P.H., Je Hwan Chang^{c, d} B.Arch., Bumjo Oh^a, M.D., M.P.H., Jongho Heo^{e, f} M.P.H., Ph.D.

Author affiliations:

^a Department of Family Medicine, Seoul Metropolitan Government-Seoul National University Boramae Medical Center, Seoul, Republic of Korea

^b Seoul National University Graduate School of Medicine, Seoul, Republic of Korea

^c Korean Institute of Registered Architects

^d Shinsegae E & C, Seoul, Republic of Korea

^e National Assembly Futures Institute

^f JW LEE Center for Global Medicine, Seoul National University College of Medicine, Seoul, Republic of Korea

Corresponding author: Jongho Heo

Phone: +82-2-2224-9812

Fax: +82-2-786-3977

Email: joheo@nafi.re.kr

Address: National Assembly Futures Institute, 1, Uisadang-daero, Yeongdeungpo-gu, Seoul, South Korea

Highlights

- Scientists have strongly implied the aerosol transmission of COVID-19.
- An outbreak occurred along two vertical lines in an apartment in South Korea.
- The virus can be spread through the air duct by the (reverse) stack effect.
- Aerosol transmission indoors with insufficient ventilation need to be appreciated.

Journal Pre-proof

Possible Aerosol Transmission of COVID-19 Associated with an Outbreak in an Apartment in Seoul, South Korea, 2020

Abstract

Background: Scientists have strongly implied that aerosols could be the plausible cause of COVID-19 transmission; however, aerosol transmission remains controversial.

The study: We investigated the epidemiological relationship among infected cases on a recent cluster infection of COVID-19 in an apartment building in Seoul, South Korea. All infected cases were found along two vertical lines of the building, and each line was connected through a single air duct in the bathroom for natural ventilation. Our investigation found no other possible contact between the cases than the airborne infection through a single air duct in the bathroom. The virus from the first infected case can be spread to upstairs and downstairs through the air duct by the (reverse) stack effect, explaining the air movement in a vertical shaft.

Conclusions: This study suggests aerosol transmission, especially indoors with insufficient ventilation, which is underappreciated.

Keywords: aerosol; SARS-CoV-2; coronavirus; South Korea; ventilation; indoor; bathroom; stack effect

Background

The possibility of aerosol transmission of the severe acute respiratory syndrome coronavirus-2 (SARS-CoV-2) remains controversial. An aerosol is defined as a suspension of particles of $<5\mu\text{m}$ in the air (or in a gas), which is small enough to reach the respiratory bronchioles and alveoli (Wilson et al., 2020). The WHO merely acknowledged that aerosol transmission might be another transmission route for SARS-CoV-2 without further response and international and governmental guidelines retain the rule of 2 m of social distance based on droplet transmission (Morawska and Milton, 2020, Wilson et al., 2020). Evidence is necessary to establish the aerosol transmission of COVID-19. However, scientists have strongly implied that aerosols could be the plausible cause of super transmission based on several confirmed cases in Jinyintan Hospital, Wuhan, China (Huang, 2020), a choir practice in Skagit County, US (Hamner et al., 2020), and a restaurant in Guangzhou, China (Lu et al., 2020), which indoor air quality related to ventilation. This study describes a detailed investigation of a similar outbreak that occurred along two vertical lines in an apartment in South Korea, suggesting the airborne transmission of COVID-19.

The study

Cases

Recently, 10 cases of COVID-19 in the same two vertical lines in an apartment building were confirmed in Seoul, South Korea. On August 23, 2020, a woman (patient no. 1, see Table 1) living on the 6th floor was diagnosed with COVID-19 infection. Her husband and daughter also tested positive. On the next day, a 19-month-old child (patient no. 4) living just below a unit on the 5th floor visited a hospital with an underlying urologic problem, also testing positive for COVID-19. On August 25, 2020, a woman living on the 4th floor (patient no. 5)

in the same vertical line as the previous two households was diagnosed with COVID-19. She reported a fever since August 22, 2020. Quarantine authorities decided to take the preemptive COVID-19 PCR test for all residences of the apartment building. Local quarantine officers set up a temporary tent in front of the apartment and took samples through nasopharyngeal swabbing from all residents for three days. A total of 437 residents from 267 households were tested with five more people diagnosed: the mother of the child on the 5th floor, residents living on the 10th and 11th floor of the same vertical line (patient no. 7 and 8), and residents living on the 2nd and 11th floor of the next vertical line (patient no. 9 and 10). In total, 10 cases in 7 households were confirmed. In the epidemiological investigation, the sources of exposure outside the apartment were not identified in all cases. All patients reported that they are not acquaintances of each other and denied a history of interpersonal contact. Quarantine authorities also took swabbing samples from the surfaces of each household's ventilation grilles and drains but not from the lifts, and the SARS-CoV-2 RNA detection was negative.

Building details

The apartment where the outbreak occurred was built in 1988 and consisted of 9 to 15 floors. Fifteen to twenty-one households are living along the hallway on each floor. Two elevators and entrances are located at both corners of the building (Figure 1). In this apartment, a natural ventilation shaft is located along each vertical line from the bottom to the rooftop. Each shaft is connected to the units within the same vertical line through the blowhole at the bathroom (Figure 2).

Potential transmission routes

The transmission has possibly occurred through droplet infection in the common space such as an elevator or indirect contact through the common object such as elevator buttons.

However, among the residents of over 200 households who may use the same elevators, all the patients were found in only two vertical lines of the building. All patients responded that they had worn masks outside, and two of the patients even denied using elevators. Although droplet or contagious infection may explain the transmission between patients of two lines, it is reasonable to suspect aerosol transmission through the constructional connecting passage along a vertical line of the building: floor drain or air duct.

McKinney et al. (2006) reported a case of the rapid spread of SARS throughout an apartment in Hong Kong by being drawn into the bathroom through the floor drain. The study suggests another transmission route by aerosol between households. In this case, however, traps filled with seal water were installed in the toilet and sink to prevent odors' inflow. The vent pipe for protecting the water is also connected to a vertical drain. Although a drain on the bottom might be a route of transmission between households, it is less likely that outside air can flow back into the room through the drain.

The apartment is vertically connected with a shaft through blowholes at the bathroom. Besides, units do not have a fan because this building was built before the installation of an exhaust fan with a backdraft damper in bathrooms became compulsory. Thus, there is no physical block for the air entering the room from the air duct. This structure can easily make a stack effect that refers to the vertical movement caused by the difference in indoor and outdoor air density due to the difference in temperature inside and outside the building. In this case, patient no. 7 from the 10th floor, whose symptom appeared first, is suspected as the infection source in this cluster, which means that the infection may have spread from the 10th floor to the upper floors and mainly downstairs. The direction of air movement in the vertical space varies depending on the season. In summer, since the temperature inside is lower and the density is higher than the outside, the air inside the building moves to the lower part by receiving a downward force; this is called the reverse stack effect (Mijorski and Cammelli,

2016). For example, Lee et al. (Lee et al., 2017) showed that external coarse particles ($<10\ \mu\text{m}$) and fine particles ($<2.5\ \mu\text{m}$) were able to travel from upper to lower levels through the vertical channel by reverse stack effect in summer, which supports the possible viral transmission of the aerosol through the ventilation system.

Discussion

Previous research has shown that SARS-CoV-2 can travel longer through aerosols, similar to SARS and MERS (Setti et al., 2020). The virus was stable with a half-life of more than one hour (van Doremalen et al., 2020), enough to be inhaled by susceptible individuals, causing infection and further spreading the disease. Thus, we infer that the first infected person probably released the virus during a shower in the bathroom by coughing, breathing, singing, or flushing around the time when the symptom arose (Yao et al., 2020). The virus may have combined with water vapor and became aerosols in the humid environment, which favors the transmission and survival of SARS-CoV-2 (Raines et al., 2020, Zhou et al., 2007). The mechanical ventilator in the bathroom may force exhausting the aerosols to the air duct, and these spread from the 10th floor to the upper and mainly downstairs in a line by the reverse stack effect through the air duct enter bathrooms without a ventilator or bathrooms with a non-functional ventilator. Finally, the people who use the bathroom may be more likely to inhale the aerosol when showering (Zhou et al., 2007). Similar COVID-19 cases within the same vertical line of a residential house or an apartment without interpersonal contacts have been reported in Ordos City, Mongolia (Jung, 2020), and Guangzhou, China (Tang et al., 2020), implying aerosol transmission.

Our study has a limitation. This study is an epidemiological investigation outlining one potential scenario, and it does not include genomic sequencing or air samples to provide robust evidence of SARS-CoV-2 aerosol transmission.

Conclusions

Our study implies that indoor infection risks through aerosols are underappreciated and urgently need attention. More people may have to stay indoors during the pandemic to avoid interpersonal contact. However, some may be exposed to viral infection by inhalation due to inadequate ventilation systems. Our study also implies that the rigid rules of safe distancing that stick to droplet and contact transmission based on an outdated dichotomous notion of respiratory droplet or aerosols should be reconsidered (Jones et al., 2020, Wilson et al., 2020).

Acknowledgments

We thank the relevant ministries (including Si/Gu), medical staff in health centers, and medical facilities for their efforts in responding to the COVID-19 outbreak.

The opinions expressed by authors contributing to this journal do not necessarily reflect the Seoul Metropolitan Government's opinions or the institutions with which the authors are affiliated.

Conflict of Interest

The authors have declared no competing interest.

Funding Source

None

Ethical Approval

This study is approved by the Institutional Review Boards of the Seoul Medical Center: SEOUL 2020-09-007.

Conflict of interests

The authors declare that they have no known competing financial interests or personal relationships that could have appeared to influence the work reported in this paper.

References

Hamner L, Dubbel P, Capron I, Ross A, Jordan A, Lee J, et al. High SARS-CoV-2 Attack Rate Following Exposure at a Choir Practice - Skagit County, Washington, March 2020. *MMWR Morb Mortal Wkly Rep* 2020;69(19):606-10.

Huang Z. I guard the intensive care unit in jinjintan, wuhan. *Sina News Comprehensive* 2020.

Jones NR, Qureshi ZU, Temple RJ, Larwood JPI, Greenhalgh T, Bourouiba L. Two metres or one: what is the evidence for physical distancing in covid-19? *Bmj* 2020;370:m3223.

Jung Z. No going out, no contact history, living upstairs with confirmed cases infected? Inner Mongolia responded. *China orgcn* 2020.

Lee BH, Yee SW, Kang DH, Yeo MS, Kim KW. Multi-zone simulation of outdoor particle penetration and transport in a multi-story building. *Building simulation: Springer*; 2017. p. 525-34.

Lu J, Gu J, Li K, Xu C, Su W, Lai Z, et al. COVID-19 Outbreak Associated with Air Conditioning in Restaurant, Guangzhou, China, 2020. *Emerg Infect Dis* 2020;26(7):1628-31.

McKinney KR, Gong YY, Lewis TG. Environmental transmission of SARS at Amoy Gardens. *J Environ Health* 2006;68(9):26-30; quiz 51-2.

Mijorski S, Cammelli S. Stack effect in high-rise buildings: a review. *International Journal of High-Rise Buildings* 2016;5(4):327-38.

Morawska L, Milton DK. It is time to address airborne transmission of COVID-19. *Clin Infect Dis* 2020;6:ciaa939.

Raines KS, Doniach S, Bhanot G. The transmission of SARS-CoV-2 is likely comodulated by temperature and by relative humidity. *medRxiv* 2020.

Setti L, Passarini F, De Gennaro G, Barbieri P, Perrone MG, Borelli M, et al. Airborne Transmission Route of COVID-19: Why 2 Meters/6 Feet of Inter-Personal Distance Could Not Be Enough. *Int J Environ Res Public Health* 2020;17(8).

Tang S, Mao Y, Jones RM, Tan Q, Ji JS, Li N, et al. Aerosol transmission of SARS-CoV-2? Evidence, prevention and control. *Environ Int* 2020;144:106039.

van Doremalen N, Bushmaker T, Morris DH, Holbrook MG, Gamble A, Williamson BN, et al. Aerosol and Surface Stability of SARS-CoV-2 as Compared with SARS-CoV-1. *N Engl J Med* 2020;382(16):1564-7.

Wilson N, Corbett S, Tovey E. Airborne transmission of covid-19. *Bmj* 2020;370:m3206.

Yao M, Zhang L, Ma J, Zhou L. On airborne transmission and control of SARS-Cov-2. *Sci Total Environ* 2020;731:139178.

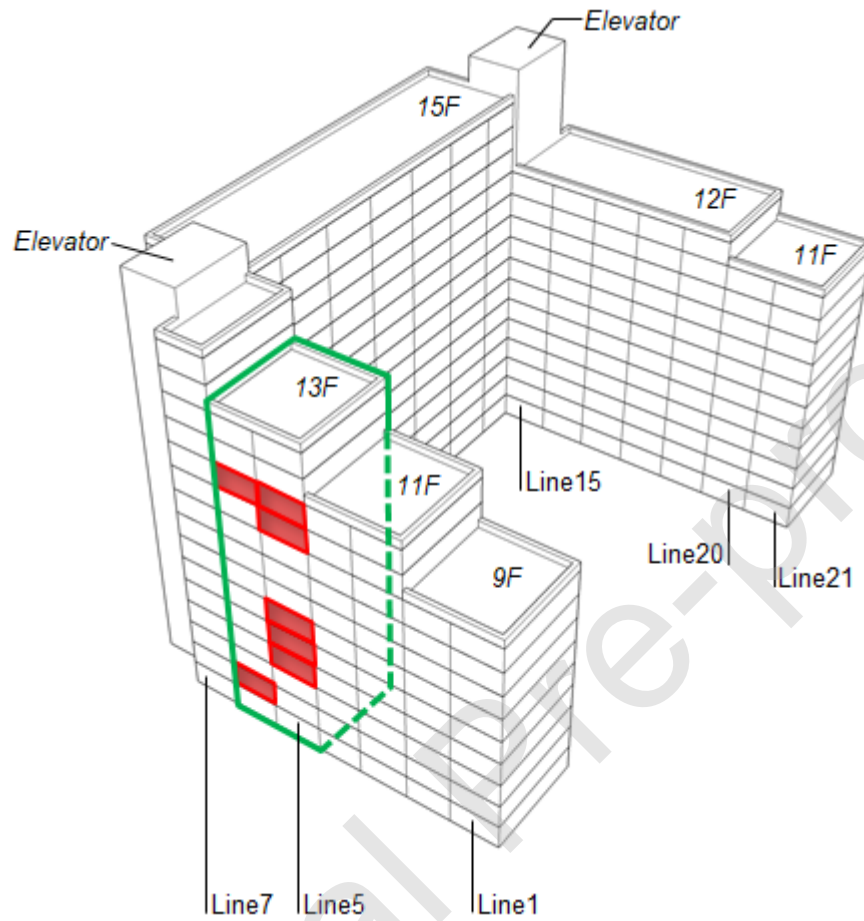
Zhou Y, Benson JM, Irvin C, Irshad H, Cheng YS. Particle size distribution and inhalation dose of shower water under selected operating conditions. *Inhal Toxicol* 2007;19(4):333-42.

Table 1. Patient information on mass infection in an apartment in Seoul, Republic of Korea, 2020

Patient No.	Age/sex	Floor No /Line No	Mechanical ventilator	First symptom	Date of symptom	Date of diagnosis
1	37/Female	6 th /5	Absent	Fever	8/21	8/23
2	36/Male	6 th /5	Absent	Fever	8/20	8/24
3	2/Female	6 th /5	Absent	Rhinorrhea	8/18	8/24
4	1/Female	5 th /5	Absent	Fever	8/23	8/24
5	36/Female	4 th /5	Present	Cough	8/22	8/25
6	39/Female	5 th /5	Absent	None	-	8/26
7	48/Female	10 th /5	Present	Sore throat	8/16	8/26
8	32/Male	11 th /5	Present	Sore throat	8/25	8/26
9	36/Male	2 nd /6	Absent	Fever	8/24	8/27
10	56/Female	11 th /6	Present	Cough	8/21	8/27

Figure 1. Structure of the apartment building where the infection outbreaks occurred in two vertical line

A. Confirmed units



B. Characteristics of the unit plan

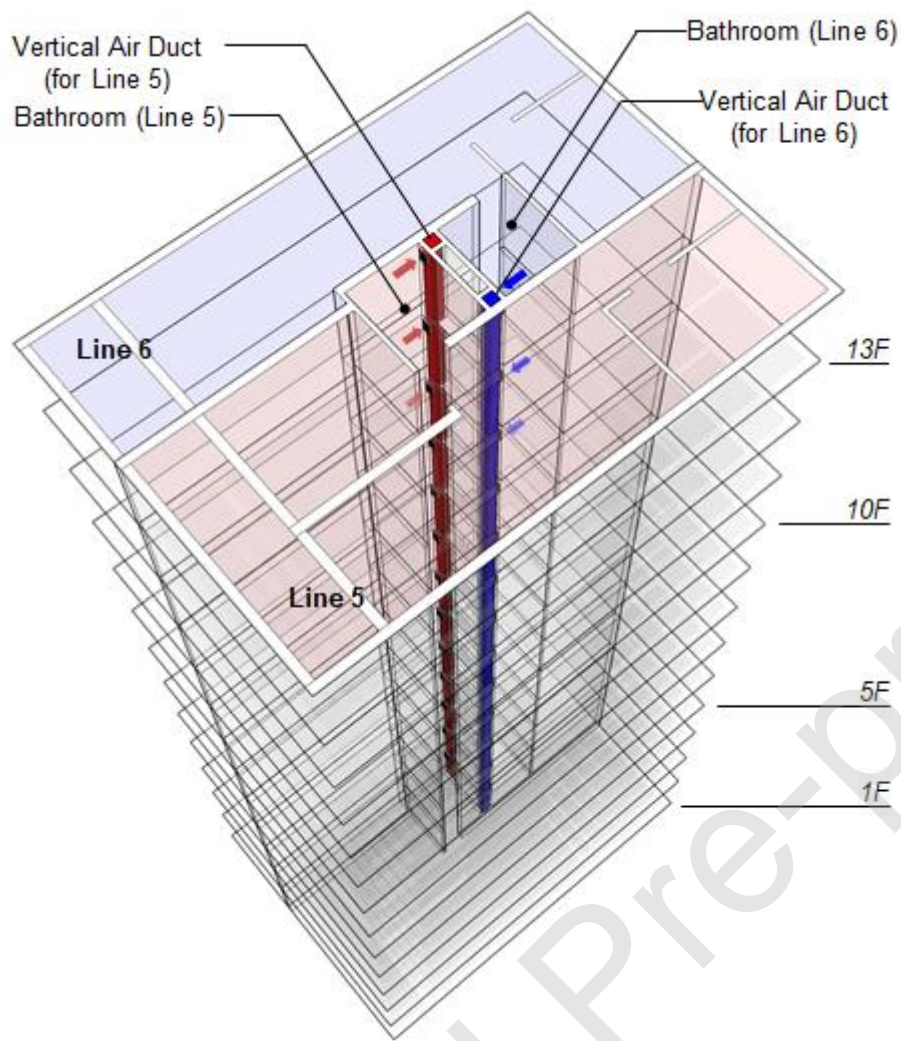
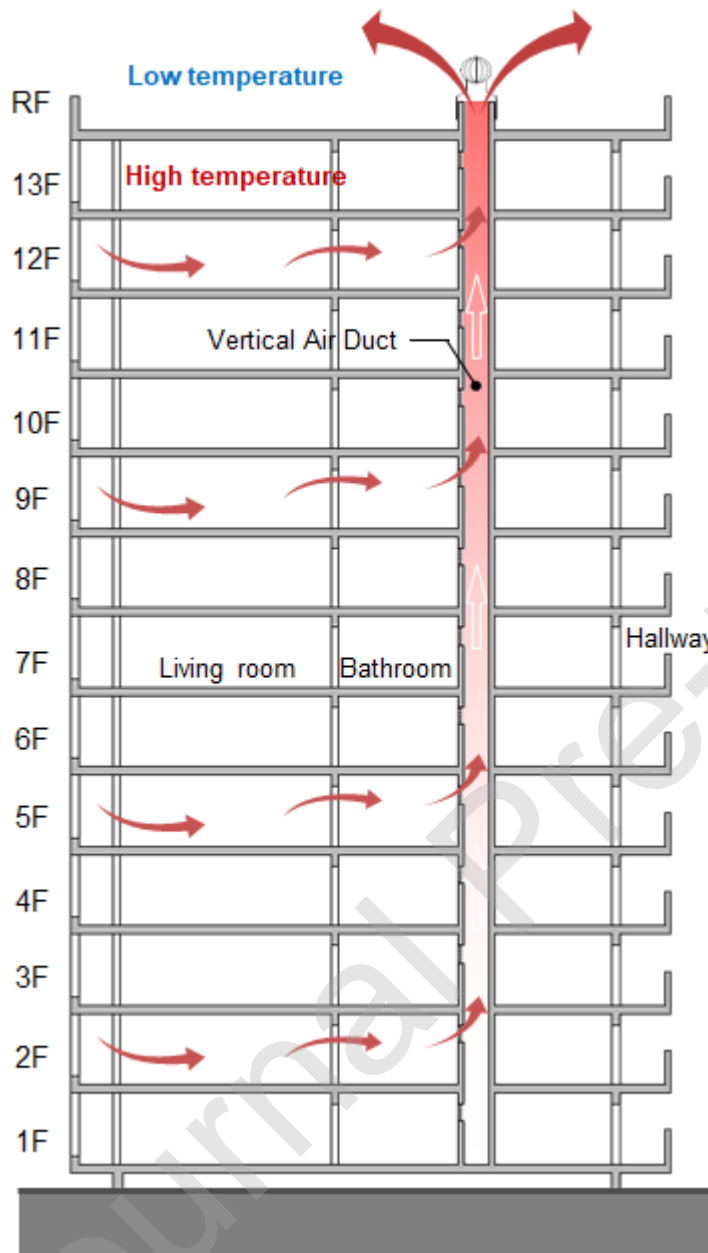


Figure 2. Diagram of the airflow in the air duct**A. Stack effect (winter)****B. Reverse stack effect (summer)**

